

BERT

BIT ERROR RATE TESTER

SPECIFICATION SHEET

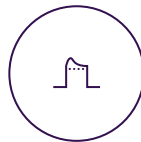
AVAILABLE IN PXI

AVAILABLE IN MatriQ

FEATURES

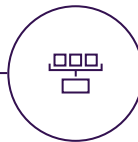
Quantifi Photonics' BERT is a 2 or 4-channel PPG and Error Detector for the design, characterization and production of optical transceivers and opto-electrical components at data rates up to 30 Gb/s.

With scalability and exceptional signal fidelity, it is a cost-effective test solution for 400 Gb/s communication eco-systems.



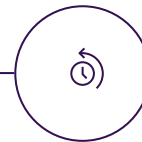
Programmable de-emphasis and CTLE processor.

Programmable PPG Tx de-emphasis and error detector receiver continuous-time linear equalizer (CTLE) allow the user to compensate for finite coaxial cable interconnect loss.



Single platform testing.

Conduct all your DUT characterization on one platform and spend less time switching cables and patchcords between instruments.



Built-in clock recovery.

4-channel simultaneous testing in a Integrated CDR makes the BERT a versatile and easy-to-use instrument. No need for additional clock recovery hardware.



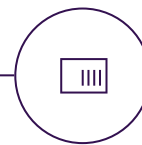
Simple control with intuitive GUI.

Save time and reduce complexity with the easy-to-use GUI. Control all channels and functions from its single panel interface.



Internal clock synthesizer.

An integrated clock synthesizer for additional convenience and hassle-free operation.



Extremely high channel density in PXI.

With up to 4-channels per single-slot PXIe module, fit up to 68 synchronized channels per single PXIe mainframe.

TARGET APPLICATIONS

- Multi-channel BER Tester for 30 Gbps
- Active optical cable testing
- High speed SerDes characterization

EXAMPLE DATA SIGNAL

Example of 26 Gbps PRBS data signal generated by the BERT-1001



PXIe – MODULAR

Our expanding range of PXIe optical test solutions are used by customers in mixed-signal test and measurement systems, reducing complexity, lowering the cost of test and accelerating time to market.

- Multi vendor, open standard with over 1500 PXI modules available
- Advanced timing and synchronization capabilities across instruments
- Low latency, high performance processing and fast data throughput
- Design and build scalable, high channel count systems
- Small footprint and lower power consumption



MATRIQ – COMPACT & PORTABLE

The MATRIQ series provides the same high-performance test capabilities of our PXIe modules in an compact benchtop design. MATRIQ instruments are simple to setup and easy to operate, making them the perfect choice for your optical lab or test bench.

- Same performance and control as our PXIe modules
- Plug and play with USB or Ethernet connectivity
- Control via the web-based GUI, COHESIONUI, LabVIEW or SCPI commands
- Compact and portable design saves benchtop space

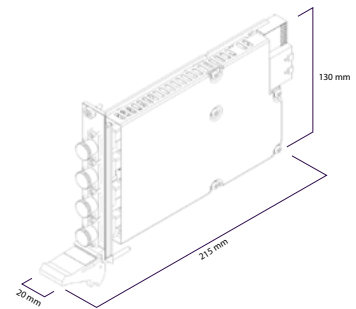


BERT TECHNICAL SPECIFICATIONS

PXI – MODULAR



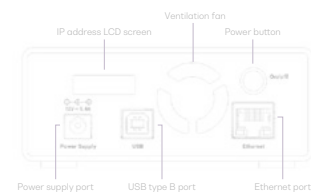
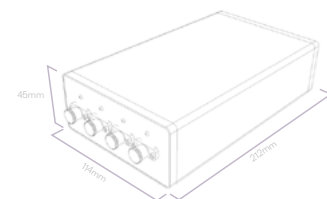
BERT-1003-4-PXIE



MATRIQ – COMPACT & PORTABLE



BERT-1003-4-MTRQ



BERT TECHNICAL SPECIFICATIONS

| General Specifications | PXI | MATRIQ |
|-----------------------------|--|---|
| Bus connection | PXIe | USB and Ethernet |
| Slot count | 1 | - |
| Dimensions (H x W x D) | 130 x 20 x 215 mm 5.1 x 0.8 x 8.5 inch | 5 x 114 x 212 mm 1.7 x 4.5 x 8.3 inch |
| Weight | ~ 250 grams ~ 0.55 lbs | ~ 1.1 kg ~ 2.4 lbs |
| Operating temperature range | 5°C to 45°C 41°F to 113°F | 5°C to 45°C 41°F to 113°F |
| Storage temperature range | -40°C to 70°C -40°F to 158°F | -40°C to 70°C -40°F to 158°F |

| Model Number | 1001 | 1005 | 1001 | 1005 |
|--|--|---|--|---|
| Number of channels | 2 | 4 | 2 | 4 |
| RF output | Differential | Differential | Differential | Differential |
| RF connector | 1 x breakout cable with 8 x 2.92 mm connectors | 2 x breakout cables with 8 x SMA connectors | 1 x breakout cable with 8 x 2.92 mm connectors | 2 x breakout cables with 8 x SMA connectors |
| Impedance | 100 ohms between differential outputs | 100 ohms between differential outputs | 100 ohms between differential outputs | 100 ohms between differential outputs |
| Data coding | NRZ | NRZ | NRZ | NRZ |
| Data rate | 0.3 to 30 Gbps | 1.25 to 14.50 Gbps | 0.3 to 30 Gbps | 1.25 to 14.50 Gbps |
| Data rate step size | 1 kbps | 2 kbps | 1 kbps | 2 kbps |
| PRBS patterns | 2n-1, n = 9, 15 or 31 | 2n-1, n = 9, 15 or 31 | 2n-1, n = 9, 15 or 31 | 2n-1, n = 9, 15 or 31 |
| Output amplitude (mV differential) | Adjustable 200 to 1100 | Adjustable 250 to 1100 | Adjustable 200 to 1100 | Adjustable 250 to 1100 |
| Output amplitude steps (mV differential) | 5 | 5 | 5 | 5 |
| Rise/fall time (20% to 80%) | < 18 ps | < 18 ps | < 18 ps | < 18 ps |
| Intrinsic jitter | < 850 fs rms (typical) | < 850 fs rms (typical) | < 850 fs rms (typical) | < 850 fs rms (typical) |
| Crossing point adjustment | 40% to 60% | 40% to 60% | 40% to 60% | 40% to 60% |
| Programmable de-emphasis | 2 pre taps, 1 post tap | 2 pre taps, 1 post tap | 2 pre taps, 1 post tap | 2 pre taps, 1 post tap |
| Polarity inversion | Yes | Yes | Yes | Yes |

| Error Detector | 1001 | 1005 | 1001 | 1005 |
|---------------------|--|---|--|---|
| Number of channels | 2 | 4 | 2 | 4 |
| RF input | AC coupled differential | AC coupled differential | AC coupled differential | AC coupled differential |
| Impedance | 100 ohms between differential outputs | 100 ohms between differential outputs | 100 ohms between differential outputs | 100 ohms between differential outputs |
| Data rate | 12.3 to 14.5 Gbps and 24.6 to 29 Gbps | 1.25 Gbps to 14.50 Gbps | 12.3 to 14.5 Gbps and 24.6 to 29 Gbps | 1.25 Gbps to 14.50 Gbps |
| Data rate step size | 1 kbps | 2 kbps | 1 kbps | 2 kbps |
| PRBS patterns | 2n-1, n = 9, 15 or 31 | 2n-1, n = 7, 9, 10, 11, 15, 23 or 31 | 2n-1, n = 9, 15 or 31 | 2n-1, n = 7, 9, 10, 11, 15, 23 or 31 |
| Sensitivity | 25 mV | 25 mV | 25 mV | 25 mV |
| Max input | 1200 mV | 1000 mV | 1200 mV | 1000 mV |
| Clock source | Independent CDR on each input channel | Independent CDR on each input channel | Independent CDR on each input channel | Independent CDR on each input channel |
| Polarity inversion | Yes | Yes | Yes | Yes |
| Equalizer | Programmable linear input CTLE equalizer 0 - 12 dB | Programmable linear input CTLE equalizer | Programmable linear input CTLE equalizer 0 - 12 dB | Programmable linear input CTLE equalizer |
| Eye contours | Eye Scan and Bathtub | 3D Eye Monitor on each input to allow advanced measurements such as BER contours and eye parameters | Eye Scan and Bathtub | 3D Eye Monitor on each input to allow advanced measurements such as BER contours and eye parameters |

BERT TECHNICAL SPECIFICATIONS

| Clock Output | 1001 | 1005 | 1001 | 1005 |
|---------------------|------------------------|-------------|------------------------|-------------|
| Rf output | Single-ended SMA | - | Single-ended SMA | - |
| Impedance | 50 ohms | - | 50 ohms | - |
| Half rate clock | 1 to 15 GHz | - | 1 to 15 GHz | - |
| Intrinsic jitter | < 350 fs rms (typical) | - | < 350 fs rms (typical) | - |
| Output amplitude | 200 mV to 500 mV | - | 200 mV to 500 mV | - |

| Divided Clock Output | 1001 | 1005 | 1001 | 1005 |
|-----------------------------|-----------------------------|---|-----------------------------|---|
| Rf output | Single-ended SMA | Single-ended SMA | Single-ended SMA | Single-ended SMA |
| Impedance | 50 ohms | 50 ohms | 50 ohms | 50 ohms |
| Frequency | 500 MHz to 8 GHz | 100 - 156.25 MHz Programmable Synthesizer Reference Out | 500 MHz to 8 GHz | 100 - 156.25 MHz Programmable Synthesizer Reference Out |
| Intrinsic jitter | < 350 fs rms (typical) | TBD | < 350 fs rms (typical) | TBD |
| Output amplitude | 500 mV (typical) | 700 mV (typical) | 500 mV (typical) | 700 mV (typical) |
| Selectable clock divider | Divide by n, with n = 2,4,8 | Divide by n, with n = 2,4,8 | Divide by n, with n = 2,4,8 | Divide by n, with n = 2,4,8 |

| Clock and Data Recovery | 1001 | 1005 | 1001 | 1005 |
|--------------------------------|---|---------------------|---|---------------------|
| Data rate | 6.15 to 7.25 Gbps 12.3 to 14.5 Gbps and 24.6 to 29 Gbps | 1.25 to 14.5 Gbps | 6.15 to 7.25 Gbps 12.3 to 14.5 Gbps and 24.6 to 29 Gbps | 1.25 to 14.5 Gbps |
| Loop bandwidth | FC/1667 default, tunable 1 to 23 MHz | Tunable 6 to 10 MHz | FC/1667 default, tunable 1 to 15 MHz | Tunable 6 to 10 MHz |
| CDR output | Yes | No | Yes | No |

| Breakout Cables | 1001 | 1005 | 1001 | 1005 |
|------------------------|-------------------|-------------------|-------------------|-------------------|
| Length | 30 cm | 30 cm | 30 cm | 30 cm |
| Connectors | 2.92 mm, Male | SMA, Male | 2.92 mm, Male | SMA, Male |
| Skew | < 2 ps skew match | < 2 ps skew match | < 2 ps skew match | < 2 ps skew match |

ORDERING INFORMATION

BERT -XXXX - X - PXIE
BERT -XXXX - X - MTRQ

Model number

1001 = 1 to 30 Gbps, 2 channels
(includes 1 x BERTHarness-1001-1)
1005 = 1.25 to 14.50 Gbps, 4 channels
(includes 2 x BERTHarness-1005-1)

Number of channels

2 = 2 channels
4 = 4 channels

OPTIONAL EXTRAS

BERTHarness-1001-1 = Replacement breakout cable for BERT-1001

BERTHarness-1005-1 = Replacement breakout cable for BERT-1005

WARRANTY INFORMATION

This product comes with a
standard 3 year warranty.

An optional 5 year extended warranty is also available,
please discuss with your sales representative at the time
of purchase.

CATALOGUE

Our portfolio of optical and electrical test modules is rapidly expanding to meet a wide range of customer requirements and applications.

Tunable Laser Sources

Versatile telecom laser sources with full tunability across C or L bands. Narrow 100 kHz linewidth, up to 16.5 dBm of power, optional whisper mode to disable frequency dither.

Erbium-Doped Fiber Amplifier (EDFA)

High power Erbium-Doped Fiber Amplifier for signal power amplification in C and L bands with various control modes, including automatic gain control.

Fixed Wavelength Laser Sources

Highly customizable DFB or FP laser sources available in a wide range of wavelengths and powers. Models support SMF, MMF and PMF.

Variable Optical Attenuator (VOA)

Fast attenuation speed with low insertion loss and built-in power monitoring. Operates in fixed attenuation or constant output power modes. Models support SMF, MMF and PMF.

Optical Power Meters

Fast terminating or inline monitoring of optical signal power from -60 to +10 dBm across 750 - 1700 nm wavelengths. Model with logarithmic analog output for applications such as silicon photonics fiber alignment.

Optical Spectrum Analyzer (OSA)

Low cost, fast spectral measurement in a compact module with built-in analysis including SMSR, OSNR and spectral width. Targeted wavelengths for specific applications in O band, C band and L band.

Optical-to-Electrical Converter

High bandwidth, broadband O-to-E converter. Available in a range of configurations; choose from 1 or 2 channels, AC or DC coupling and various conversion gain and operating wavelength ranges.

Bit Error Rate Tester (BERT)

2 or 4-channel Pulse Pattern Generator and Error Detector at rates up to 29 Gbps for the design, characterization and production of optical transceivers and opto-electrical components.

Pulse Pattern Generator (PPG)

4 channel Pulse Pattern Generator from 0.3 to 30 Gbps for high-density multichannel applications. With integrated clock synthesizer and programmable de-emphasis and CTLE processor.

Optical Switch

Proven reliability and fast switching time. Wide variety of switch configurations: 1x4, 1x16, 16x16 and more. Models support SMF, MMF and PMF.

Polarization Controller & Scrambler

High-speed automated polarization control with broad wavelength coverage from 1260nm to 1650nm, low insertion loss and back reflection. Full remote control via intuitive GUI, LabVIEW or SCPI.

Photonic Doppler Velocimeter (PDV)

Purpose-built module for Photonic Doppler Velocimetry (PDV). A circulator, two VOAs and a passive coupler all built into one compact module.

Passive Component Integration

Integrate passive optical components of your choice such as WDM couplers, splitters, band-pass filters, PM beamsplitters and circulators. Models support SMF, MMF and PMF.

Passive Component Storage

Protect and store your own passive fiber optic components such as splitters, connector adaptor patchcords, WDM couplers, and isolators in one handy module.

PXI - TEST MODULES

MATRIQ - TEST MODULES

We provide these products as PXIe modules and compact MATRIQ benchtop instruments.

See our website for more details.

WHY CHOOSE QUANTIFI PHOTONICS

Test. Measure. Solve.

Quantifi Photonics is transforming the world of photonics test and measurement. Our portfolio of optical and electrical test instruments is rapidly expanding to meet the needs of engineers and scientists around the globe. From enabling ground-breaking experiments to driving highly efficient production testing, you'll find us working with customers to solve complex problems with optimal solutions.

To find out more, get in touch with us today.



© 2020 Quantifi Photonics Ltd. All rights reserved. No part of this publication may be reproduced, adapted, or translated in any form or by any means without the prior permission from Quantifi Photonics Ltd. All specifications are subject to change without notice. Please contact Quantifi Photonics for the latest information.

Version 0.6.3