

QE95-MB

95 mm Ø, 15 µJ - 250 J



KEY FEATURES

- > **MODULAR CONCEPT**
Increase the power capability of your detector.
2 different cooling modules
- > **EXTRA LARGE APERTURE**
Effective aperture of 95 mm Ø
- > **QED ATTENUATOR AVAILABLE**
 - Measure up to 5X higher energies
 - Available with optional calibration, all wavelengths between 532 & 1064 nm, or single wavelength
- > **LOW NOISE LEVEL**
- > **TEST TARGET INCLUDED**

OUTPUT OPTIONS

- > **SMART INTERFACE**
Containing all the calibration data
- > **integra ALL-IN-ONE-METER**
Connects directly to a PC
Three models available:
 - USB output (-INT)
 - RS-232 output (-IDR)
 - USB with external trigger (-INE)

COMPATIBLE DISPLAYS & PC INTERFACES



MIRO ALTITUDE



MAESTRO



U-LINK



M-LINK



S-LINK

ACCESSORIES



Stand with delrin post
(200428, For -S model)



Stand with delrin post
(201284, For -H model)



DB15 to BNC adaptor



QED-95 attenuator








Pelican carrying case

QE95-MB

Specifications

CE NIST*
Traceable
*Also traceable to NRC-CNRC



	QE95LP-S-MB	QE95LP-S-MB-QED	QE95LP-H-MB	QE95LP-H-MB-QED	QE95ELP-H-MB
MAX MEASURABLE ENERGY ^a	35 J	250 J	35 J	250 J	70 J
MAX REPETITION FREQUENCY	40 Hz	40 Hz	40 Hz	40 Hz	10 Hz
EFFECTIVE APERTURE	95 mm ϕ	90 mm ϕ	95 mm ϕ	90 mm ϕ	95 mm ϕ
MEASUREMENT CAPABILITY					
Spectral range	0.19 - 20 μm	0.3 - 2.1 μm	0.19 - 20 μm	0.3 - 2.1 μm	0.19 - 20 μm
Calibrated spectral range ^b	0.248 - 2.1 μm	0.308 - 2.1 μm	0.248 - 2.1 μm	0.308 - 2.1 μm	0.248 - 2.1 μm
Maximum measurable energy ^a					
1064 nm, 150 μs	35 J	250 J	35 J	250 J	70 J
1064 nm, 7 ns	35 J	150 J	35 J	150 J	35 J
266 nm, 7 ns	30 J	50 J	30 J	50 J	30 J
Noise equivalent energy ^c	15 μJ	30 μJ	15 μJ	30 μJ	30 μJ
Max repetition frequency	40 Hz	40 Hz	40 Hz	40 Hz	10 Hz
Maximum pulse width (typical) ^d	1.5 ms	1.5 ms	1.5 ms	1.5 ms	5 ms
Calibration uncertainty ^e	$\pm 3\%$	$\pm 3\%$	$\pm 3\%$	$\pm 3\%$	$\pm 3\%$
Repeatability	< 0.5%	< 0.5%	< 0.5%	< 0.5%	< 0.5%
DAMAGE THRESHOLDS					
Maximum average power	20 W	45 W	40 W	90 W	40 W
Maximum energy density					
1064 nm, 150 μs, 10 Hz	1.2 J/cm ²	14 J/cm ²	1.2 J/cm ²	14 J/cm ²	1.2 J/cm ²
1064 nm, 7 ns, single shot	0.6 J/cm ²	16 J/cm ²	0.6 J/cm ²	16 J/cm ²	0.6 J/cm ²
1064 nm, 7 ns, 10 Hz	0.6 J/cm ²	8 J/cm ²	0.6 J/cm ²	8 J/cm ²	0.6 J/cm ²
532 nm, 7 ns, 10 Hz	0.6 J/cm ²	6 J/cm ²	0.6 J/cm ²	6 J/cm ²	0.6 J/cm ²
266 nm, 7 ns, 10 Hz	0.5 J/cm ²	1 J/cm ²	0.5 J/cm ²	1 J/cm ²	0.5 J/cm ²
Maximum average power density ^f	10 W/cm ²	600 W/cm ²	10 W/cm ^{2h}	600 W/cm ²	10 W/cm ²
PHYSICAL CHARACTERISTICS					
Effective aperture	95 mm ϕ	90 mm ϕ	95 mm ϕ	90 mm ϕ	95 mm ϕ
Absorber	MB	QED	MB	QED	MB
Dimensions	122H x 122W x 20D mm	125H x 127W x 25D mm	122H x 122W x 99D mm	125H x 127W x 104D mm	122H x 122W x 99D mm
Weight	0.78 kg	0.78 kg	1.2 kg	1.2 kg	1.2 kg
ORDERING INFORMATION					
Available output options	DB15, USB or RS-232	DB15, USB or RS-232	DB15, USB or RS-232	DB15, USB or RS-232	DB15, USB or RS-232
Compatible stand	STAND-D-233	STAND-D-233	STAND-D-443	STAND-D-443	STAND-D-443
Product page					

- a. Not exceeding maximum average power. Increasing pulse width increases the maximum measurable energy. The maximum measurable energy depends on the display or PC interface used. If your laser is close to the maximum, contact us to check your specifications.
 b. Calibration at 2.1 to 2.5 μm is available on special request.
 c. Nominal value, actual value depends on electrical noise in the measurement system.
 d. Also available on special order: ELP (extra-long pulse) version.
 e. Excludes non-linearities.
 f. At maximum power.

Specifications are subject to change without notice