

QE50-MB

50 x 50 mm, 10 μ J - 85 J



KEY FEATURES

- > **MODULAR CONCEPT**
Increase the power capability of your detector:
2 different cooling modules
- > **LOW NOISE LEVEL**
- > **QED ATTENUATOR AVAILABLE**
 - Measure up to 5X higher energies
 - Available with optional calibration,
all wavelengths between 532 & 1064 nm,
or single wavelength
- > **TEST TARGET INCLUDED**

OUTPUT OPTIONS

- > **SMART INTERFACE**
Containing all the calibration data
- > **integra ALL-IN-ONE-METER**
Connects directly to a PC
Three models available:
 - USB output (-INT)
 - RS-232 output (-IDR)
 - USB with external trigger (-INE)

COMPATIBLE DISPLAYS & PC INTERFACES

MIRO ALTITUDE



MAESTRO



U-LINK



M-LINK



S-LINK

ACCESSORIES



Stand with delrin post



DB15 to BNC adaptor



QED-50 attenuator







Pelican carrying case

QE50-MB

Specifications

CE NIST*
Traceable
*Also traceable to NRC-CNRC



	QE50LP-S-MB	QE50LP-S-MB-QED	QE50LP-H-MB	QE50LP-H-MB-QED
MAX MEASURABLE ENERGY ^a	15 J	85 J	15 J	85 J
MAX REPETITION FREQUENCY	200 Hz	200 Hz	200 Hz	200 Hz
EFFECTIVE APERTURE	50 x 50 mm	47 x 47 mm	50 x 50 mm	47 x 47 mm
MEASUREMENT CAPABILITY				
Spectral range	0.19 - 20 μm	0.3 - 2.1 μm	0.19 - 20 μm	0.3 - 2.1 μm
Calibrated spectral range ^b	0.248 - 2.1 μm	0.308 - 2.1 μm	0.248 - 2.1 μm	0.308 - 2.1 μm
Maximum measurable energy ^a				
1064 nm, 7 ns	15 J	85 J	15 J	85 J
266 nm, 7 ns	12.5 J	22 J	12.5 J	22 J
Noise equivalent energy ^c	10 μJ	20 μJ	10 μJ	20 μJ
Max repetition frequency	200 Hz	200 Hz	200 Hz	200 Hz
Maximum pulse width (typical) ^d	675 μs	675 μs	675 μs	675 μs
Calibration uncertainty ^e	$\pm 3\%$	$\pm 3\%$	$\pm 3\%$	$\pm 3\%$
Repeatability	< 0.5%	< 0.5%	< 0.5%	< 0.5%
DAMAGE THRESHOLDS				
Maximum average power	10 W	25 W	20 W	45 W
Maximum energy density				
1064 nm, 7 ns, single shot	0.6 J/cm ²	16 J/cm ²	0.6 J/cm ²	16 J/cm ²
1064 nm, 7 ns, 10 Hz	0.6 J/cm ²	8 J/cm ²	0.6 J/cm ²	8 J/cm ²
532 nm, 7 ns, 10 Hz	0.6 J/cm ²	6 J/cm ²	0.6 J/cm ²	6 J/cm ²
266 nm, 7 ns, 10 Hz	0.5 J/cm ²	1 J/cm ²	0.5 J/cm ²	1 J/cm ²
Maximum average power density ^f	10 W/cm ²	600 W/cm ²	10 W/cm ²	600 W/cm ²
PHYSICAL CHARACTERISTICS				
Effective aperture	50 x 50 mm	47 x 47 mm	50 x 50 mm	47 x 47 mm
Absorber	MB	QED	MB	QED
Dimensions	75H x 75W x 15D mm	78H x 80W x 20D mm	75H x 75W x 44D mm	78H x 80W x 49D mm
Weight	209 g	209 g	338 g	338 g
ORDERING INFORMATION				
Available output options	DB15, USB or RS-232	DB15, USB or RS-232	DB15, USB or RS-232	DB15, USB or RS-232
Compatible stand	STAND-D-233	STAND-D-233	STAND-D-233	STAND-D-233
Product page				

- a. Not exceeding maximum average power. Increasing pulse width increases the maximum measurable energy. The maximum measurable energy depends on the display or PC interface used. If your laser is close to the maximum, contact us to check your specifications.
- b. Calibration at 2.1 to 2.5 μm is available on special request.
- c. Nominal value, actual value depends on electrical noise in the measurement system.
- d. Also available on special order: ELP (extra-long pulse) version.
- e. Excludes non-linearities.
- f. At maximum power.

Specifications are subject to change without notice